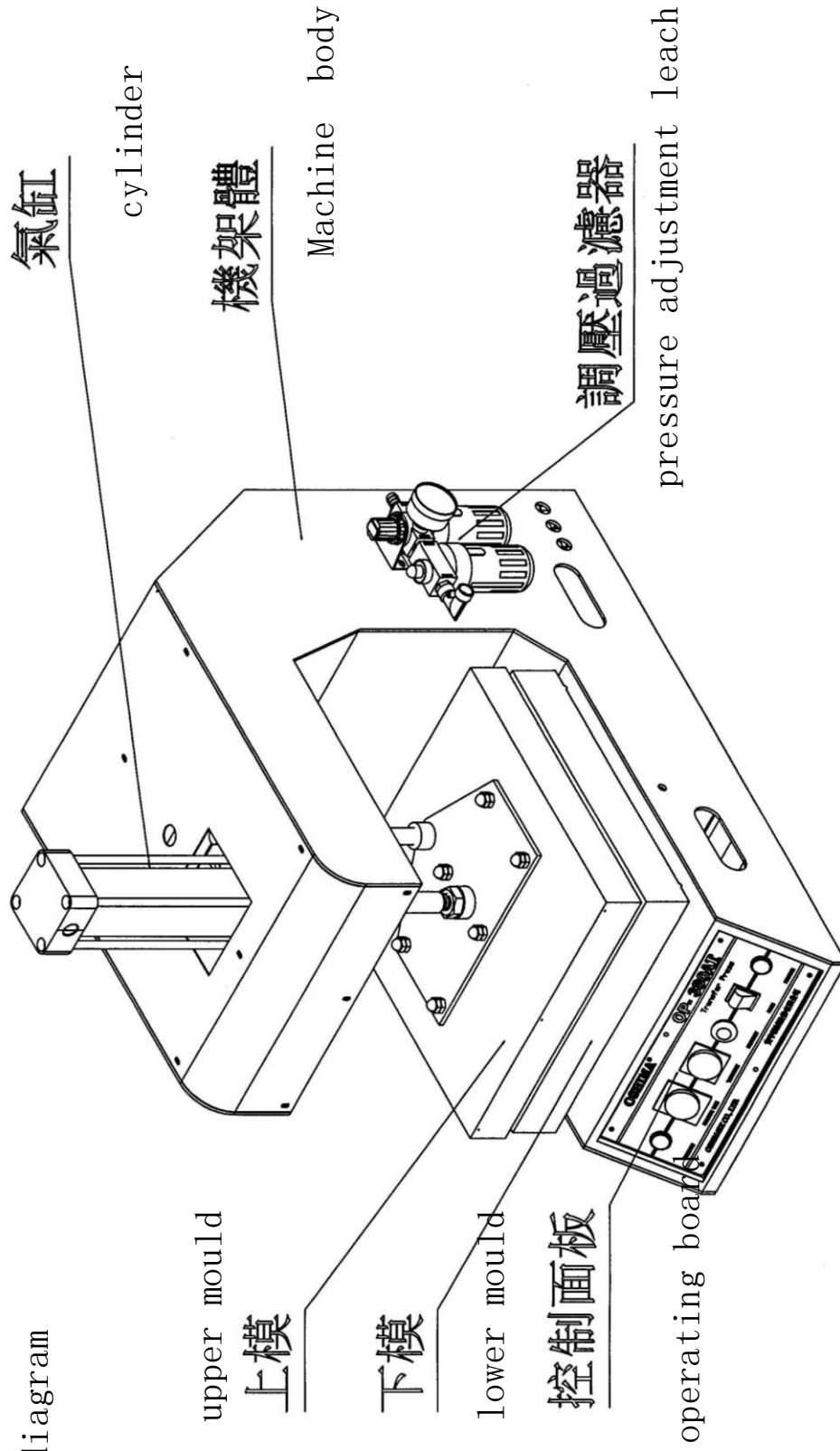


# 1.圖示

diagram



upper mould

上模

下模

lower mould

控制面板

operating board

pressure adjustment leach

## 一、 前言：

本機在出廠前都有實際試機和調整，能發揮最高的工作效率，為您服務，若有未盡事宜請速與本公司聯絡，本公司將為您做最完善之服務。

## 二、 特點：

1. 全自動氣壓驅動裝置。
2. 採用特殊加熱器及電子自動控制器，此控制器可減少溫度差距使效率提升。
3. 溫度及壓力可由控制面板上輕易操作。
4. 上壓板採用防靜電鐵弗龍布更易於清理。
5. 整平後的襯衫更易於包裝。

## 三、 操作方法：

1. 接上適當的電源(1P220V)和壓縮機氣壓。(氣壓設定範圍為:0.4~105MPA/cm<sup>2</sup>)
2. 打開電源開關 (POWER)。
3. 用時間繼電器 (PRESSURE TIME) 和溫控器 (THERMOSTAT) 設定適當的時間和溫度。(將旋鈕旋至相應的刻度即可)
4. 同時壓下綠色按鈕開關 (PRESSURE)。
5. 任何工作狀態下，按下急停開關 (EMERGENCY)，機器將停止工作。

## 四、 注意事項：

1. 請仔細查對適當的壓襯條件（如：溫度、壓力、壓著時間）等。
2. 利器及鐵質碎片等會造成鐵弗龍布損壞，所以要非常小心，不要將針、圓珠筆、剪刀等東西放在下範本上。
3. 上範本有很高溫度（最高可達 200℃），所以身體勿觸及上範本，以免被燙傷。
4. 時常保持機器之清潔狀態。
5. 油杯內潤滑油用完時，請加注衣車油或機油，過濾杯內所過濾出的油、水請于每天下班時排放乾淨。(按住過濾杯底部直到排放乾淨即可.)

## 一、INSTRUCTION:

The machine have been properly adjusted and actually tested before delivery to our customers in order to get high efficiency and performance, If there is still anything improper, please contact us or our agent so we can extend our fastest service.

## 二、FEATURES :

1. Auto-pneumatic driving device.
2. The machine uses special heater and electronic auto-controller, which can minimize the temperature difference and have a high efficiency.
3. Temperature and pressure can be easily adjusted on the control board.
4. Anti-static Teflon on upper pressing board is easy to clean.
5. Shirts will be easy to be packed after press.

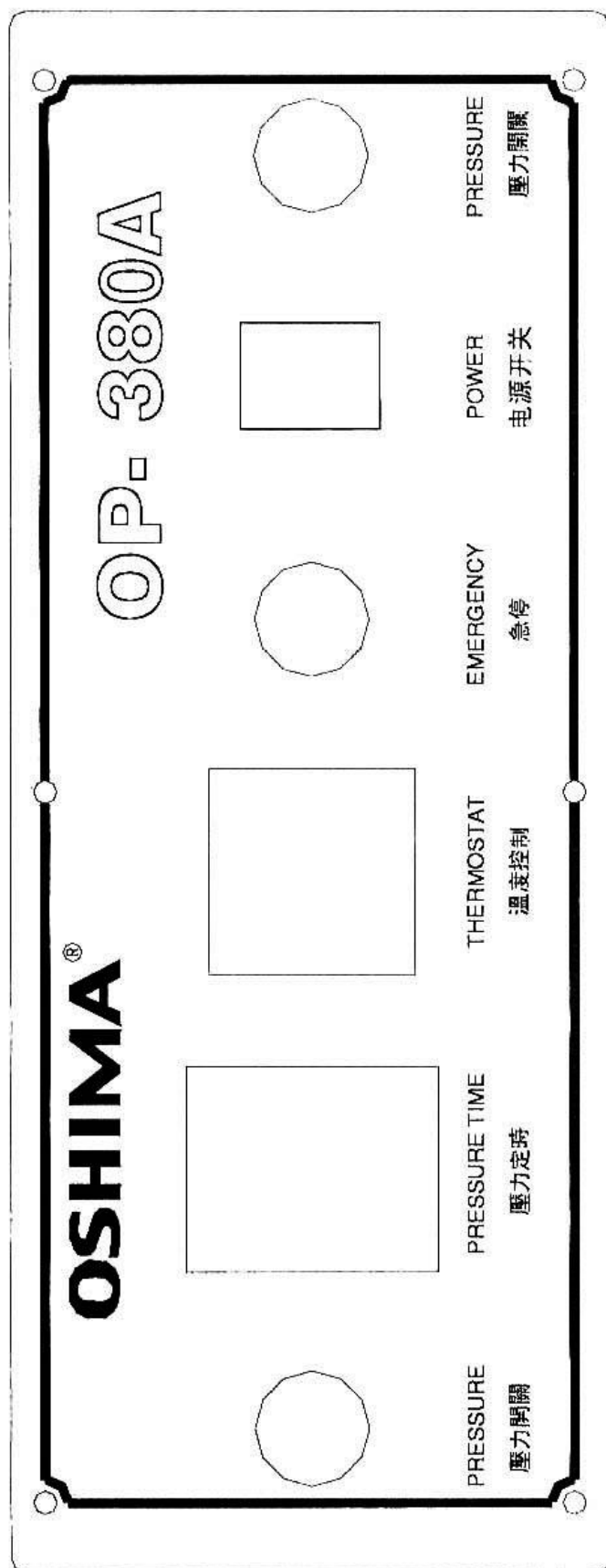
## 三、OPERATION INSTRUCTIONS:

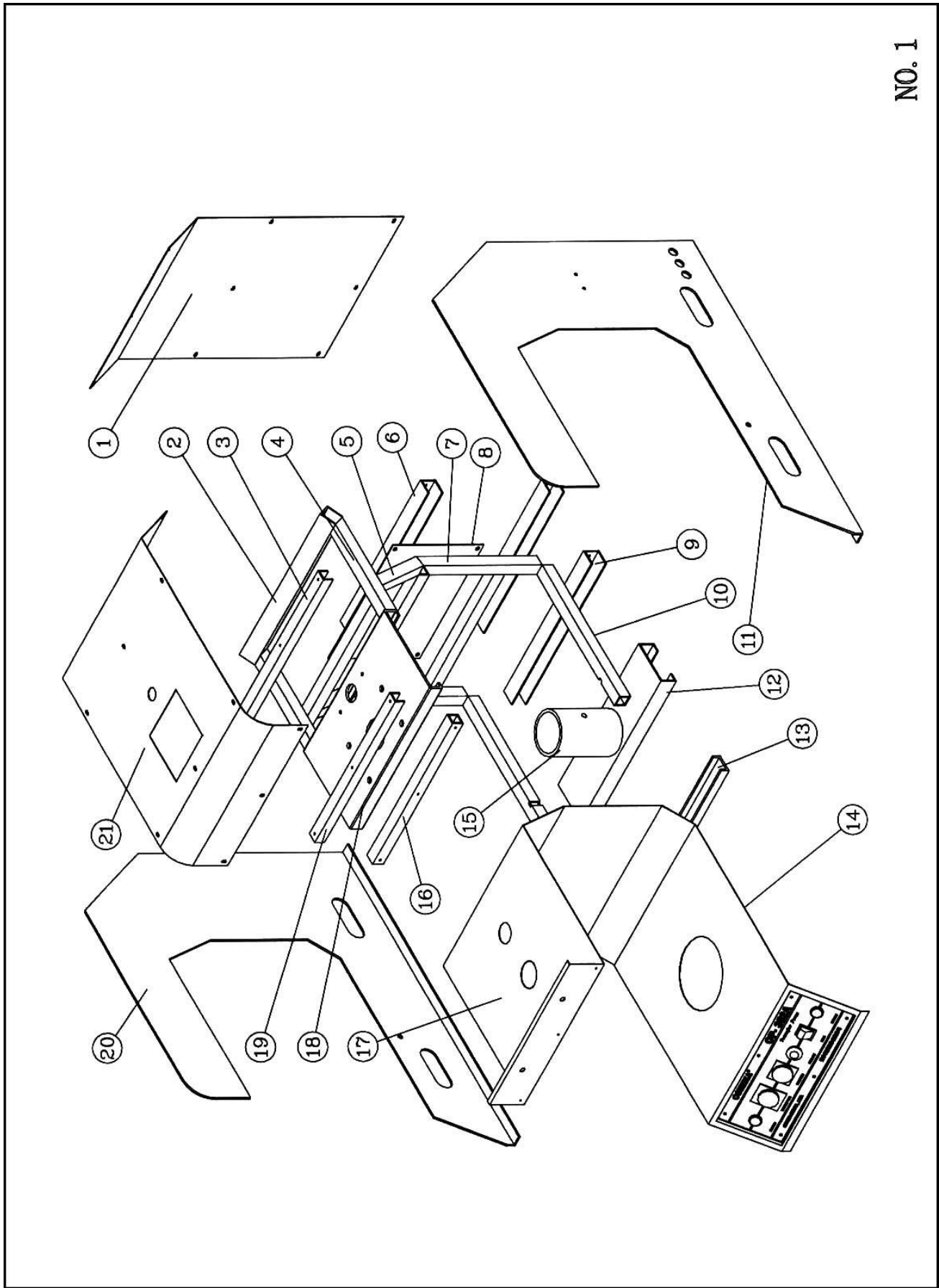
1. Contact the suitably power and air compressor. (Pressure range: 0.4~0.5MPA/cm<sup>2</sup>)
2. Turn on the power.
3. Setting the suitable time temperature by time relay and thermostat.
4. Press the green button at the same time.
5. Press the emergency stop button and then the machine will stop working automatically.

## 四、ATTENTION:

1. Please check the properly pressing condition: (Temperature, pressure and pressing time.)
2. Sharp-edged object and iron pieces all can damage the Teflon belt, please be carefully not to put the needles, pen and scissors under the lower mould.
3. Upper mould has higher temperature (max. 200°C) . Please don't touch it to avoid injured.
4. Keep the machine cleaning.
5. **Please add oil once out of oil, the leaching oil and water, please eject it everyday after work.**

五、 操作面板說明 Introduction of OPERATION PANEL :



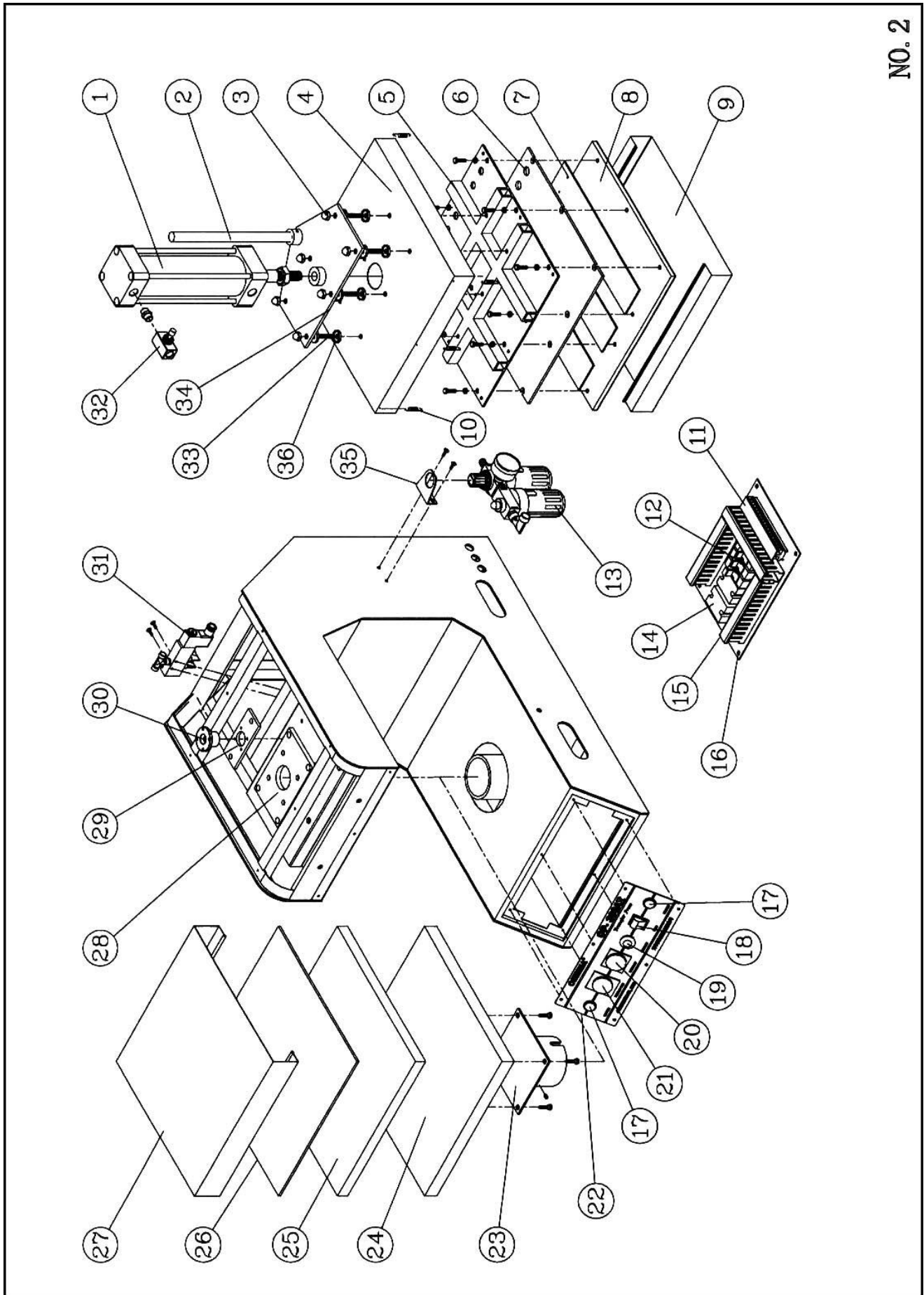


NO. 1

# 机械零件目录

NO.1

序號	部件編號	部件名稱規格		數量
Ref No.	Parts No.	Description		Customer
1	382AA002	本體後封板	Back cover plate	1
2	382AA001-8	方鋼管	Steel tubular	1
3	382AA001-10	橫樑	Balk	1
4	382AA001-13	方鋼管	Steel tubular	2
5	382AA001-14	方鋼管	Steel tubular	2
6	382AA001-7	支柱	Supporter	1
7	382AA001-15	補強管	Enhanced tubular	2
8	382AA009	配電板	Switchboard	1
9	382AA001-6	底橫樑	Bottom balk	2
10	382AA001-16	補強管	Enhanced tubular	2
11	382AA001-1	本體側板	Body side plate	1
12	382AA001-5	底樑	Bottom balk	2
13	382AA001-4	本體橫梁	Body balk	1
14	382AA001-18	本體封板	Body cover plate	1
15	382AA001-9	支柱	Supporter	1
16	382AA001-10	橫樑	Balk	1
17	382AA001-17	本體側板	Body side plate	1
18	382AA001-3	空壓缸座	Base for Air compressor	1
19	382A001-10	橫樑	Balk	1
20	382AA001-2	本體側板	Body side plate	1
21	382AA003	本體上封板	Body upper cover plate	1



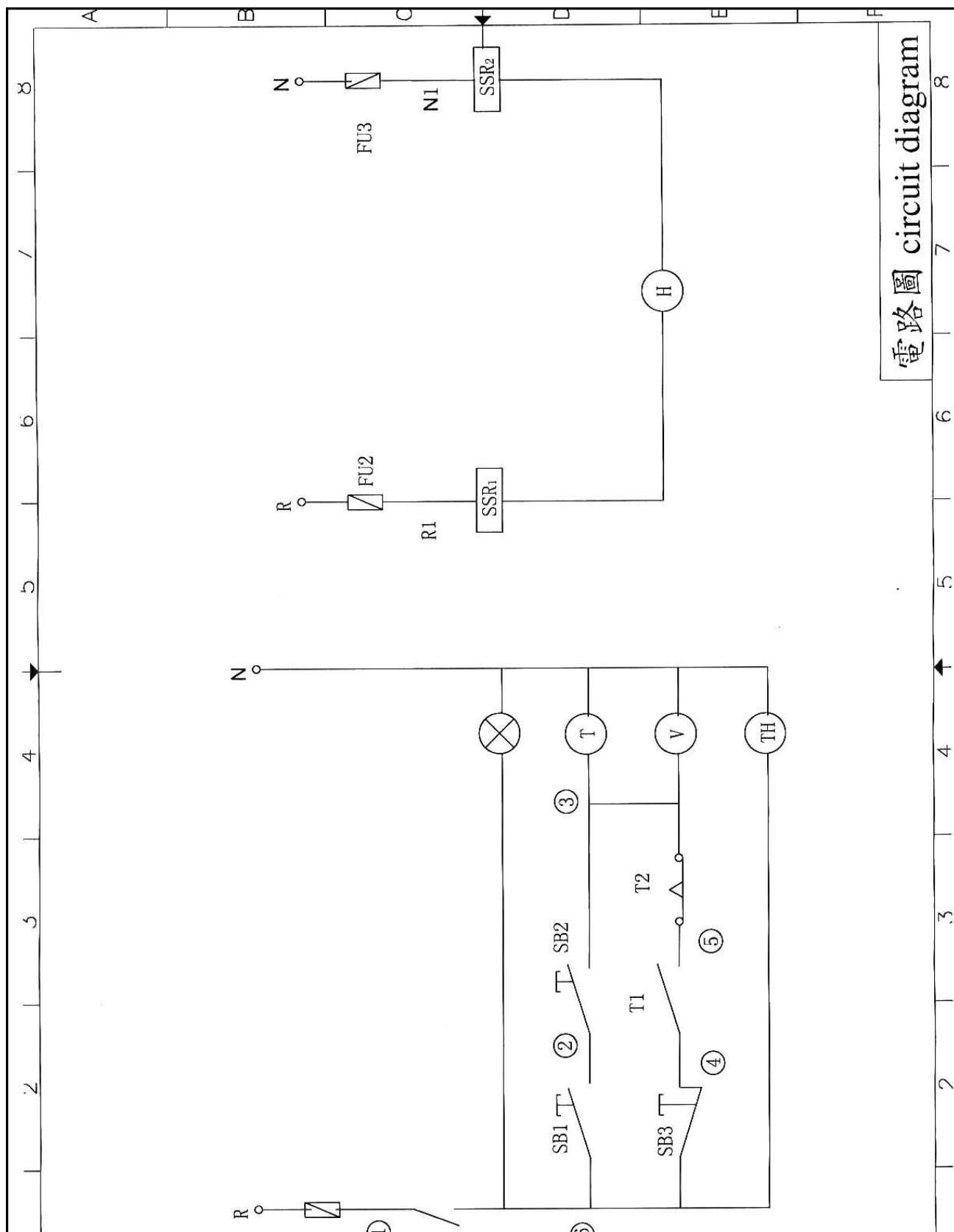
# 机械零件目录

NO.2

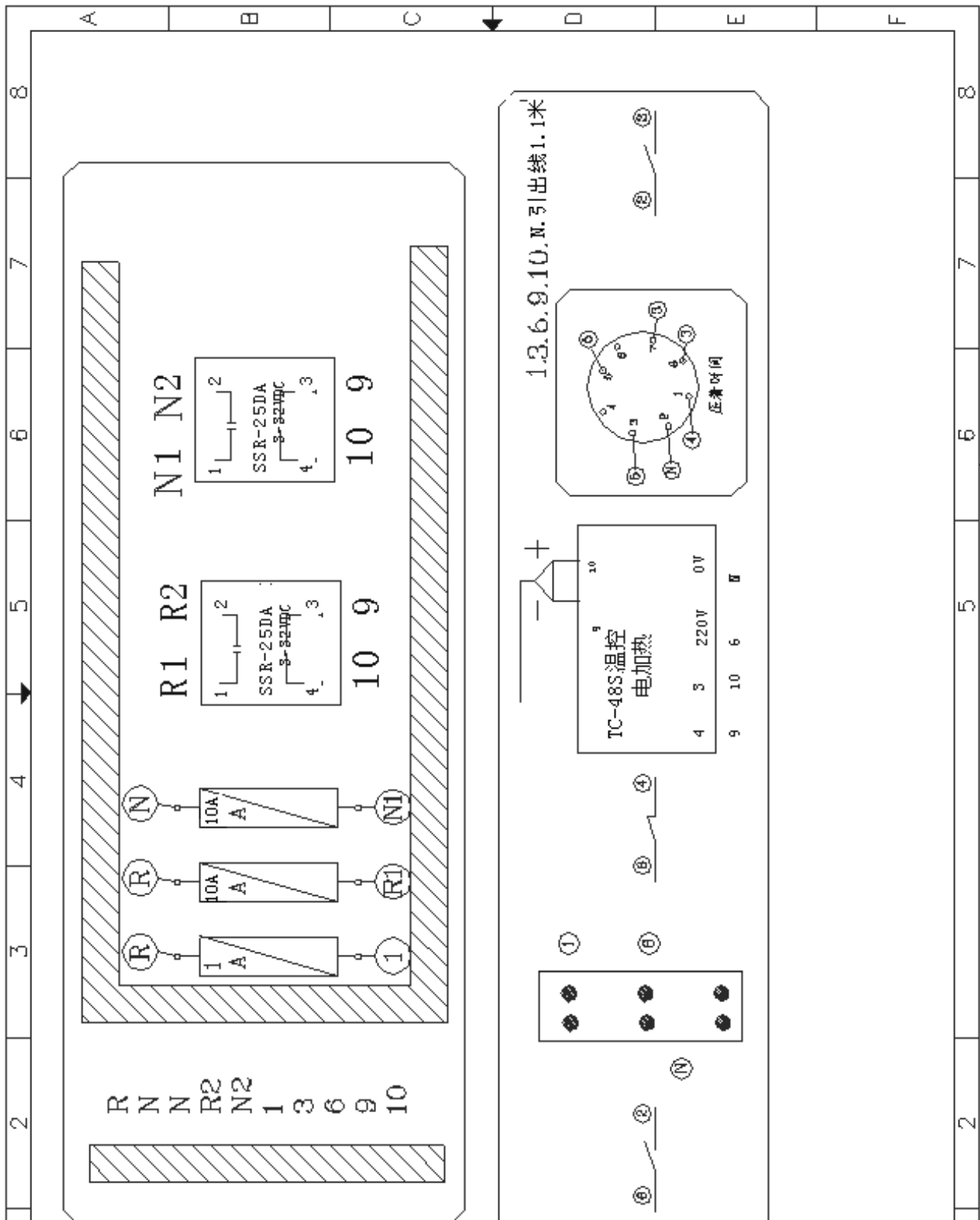
序號	部件編號	部件名稱規格		數量
Ref No.	Parts No.	Description		Customer
1	QG0053	氣缸 SC80*220	Cylinder	1
2	382B002	引導杆	Guiding rod	1
3	JM0038	不鏽鋼蓋形螺母	Stainless nut	6
4	380AA002	上壓著蓋	Upper pressing cover	1
5	380AA003	上壓著內板	Upper pressing board	1
6	380AA006	隔熱板	Heat-resist plate	1
7	380AB005	電熱器	Heater	3
8	380AB003	上壓著板	Upper pressing board	1
9	ZA3311-1	鐵弗龍布 380*440	Teflon Cloth	1
10	JH2012	拉簧 $\phi 0.8 * \phi 6 * 18L$	Spring	6
11	DF0107	端子排 15A/20 位	Terminal fixer	1
12	DF0201	保險座 TR14-20	Fuse base	3
13	QF0125	三點組合	Air leach	1
14	DJ0216	固態繼電器 SSR-25DA	Solid state relay	2
15	DF1214	線槽 25*50	Circuit Tank	0.7M
16	382A009	配電板	Switchboard	1
17	DA0123	綠色圓形(點動,不帶燈)MB-25	Green button	2
18	DK1001	綠色跳板開關 KCD7-2211N	Green springboard switch	1
19	DA0122	緊急開關 10A250V	Emergency switch	1
20	DZ0201	TC-48S 溫度控制器	Temperature controller	1
21	DZ0126	計時器 AH3-2 220V 30sec	timer AH3-2 220V 30sec	1
22	382AB020	面板	Panel	1
23	380AA005	支座	Supporting base	1
24	380A001	下壓著座(A)	Lower pressing base	1
25	ZA3332-1	羊毛氈 380*380*25	Woolen felt	1
26	BA0652	矽膠板 380*380*5	Silicon plate	1
27	ZA3022	臺面布 550*550	Table cloth	
28	382AB005	氣缸墊	Cylinder wad	1
29	382AB006	墊塊	Mat piece	1



30	382AB001	引導軸套	Guiding axis	1
31	QF0404	電磁閥 MFS-2120 220V 1/4"	magent valve	1
32	QF0202	鋁調速閥 RE-02 1/4"	Aluminum speed adjusted valve	1
33	JD8304	螺杆 M8 (全絲)*50L	Screw rod	6
34	380AB001	軸座	Axis	1
35	382AA018	過濾器固定片	Fixed plate for the leach	1
36	380AB006	墊套	Mat set	12



電路圖 circuit diagram



隨機工具及附件一覽表  
Tool and enclosure form

序號	部件編號	部件名稱規格		數量	備註
Ref No	Parst No	Description		Customer	Remark
1	ZW0316	工具袋	Tool bag	1	
2	DF0301	保險管 RT14-20 1A	RT14-20 fuse 1A	1	
3	DF0307	保險管 RT14-20 10A	RT14-20 fuse 10A	2	380/382A
4	DF0304	保險管 RT14-20 4A	RT14-20 fuse 4A	2	100A
5	100AB003	發熱管	Heater pipe	2	100A
6	QJ0119	C 式快接頭 PM-20	C type instant joint PM-20	1	
7	QJ0110	C 式快接頭 SP-20	C type instant joint SP-20	1	
8	JG1030	雙頭開口扳手 14~17	14X17 Outlet spanner	1	
9	JG1067	內六角扳手 5	5 Inside hexagon spanner	1	
10	QH0106	氣管 $\varphi 8*4M$	Air pipe $\Phi 8*4M$	1	
11	JG6058	兩用螺絲刀 150mm	Screw driver	1	
12	ZA0011	說明書	Manual	1	